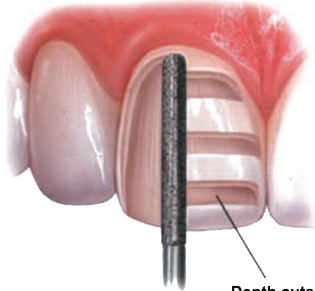


Edmonds Prep Guide

VENEER PREPARATION

A medium grit, round-ended diamond bur is used to remove a uniform thickness of facial enamel by joining the depth-cut grooves.

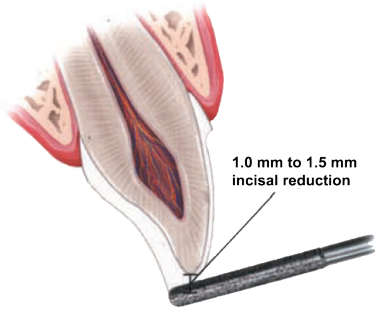


Depth cuts of 0.6 mm to 0.8 mm*

*Please note: For additional masking capabilities and/or layering techniques, further reduction may be necessary. Contact us for further information.

INCISAL PREPARATION

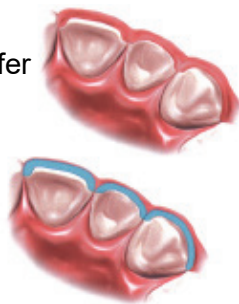
The diamond bur is angled to bevel the incisal edge.



1.0 mm to 1.5 mm incisal reduction

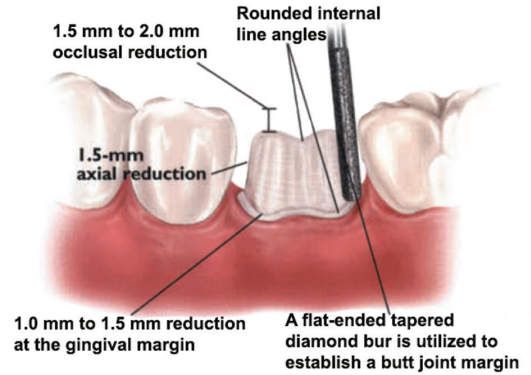
CHAMFER MARGINS

Correct preparations of the chamfer margins interproximally allow the appropriate bulk of porcelain.

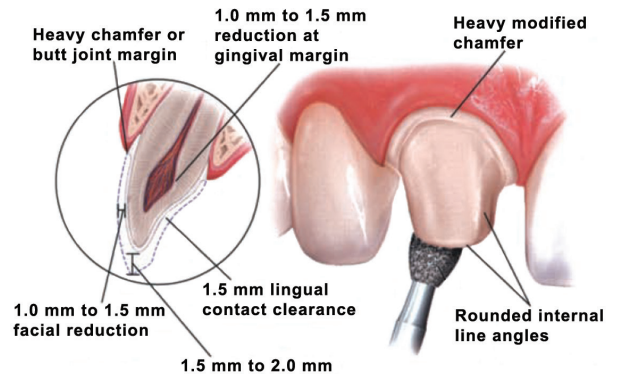


- When closing a diastema, interproximal margins need to extend to lingual marginal ridges, eliminating any and all undercuts.
- When not closing a diastema, do not break tooth contacts. Stop tooth reduction prior to breaking natural contacts.
- Uniform facial preparation is recommended.

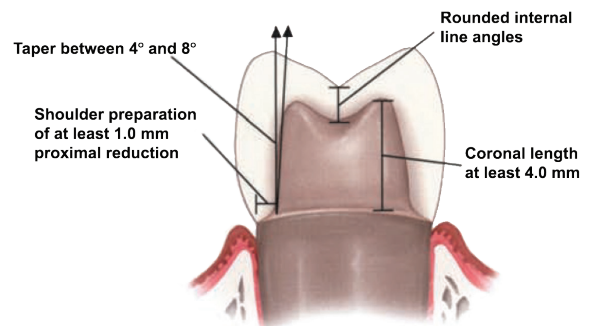
POSTERIOR CROWN PREPARATION



ANTERIOR CROWN PREPARATION



CONVENTIONAL CEMENTATION PREPARATION



Quality you trust, from people who care.SM



800-462-3569



EdmondsDentalProsthetics.com